

# Autism Friendly Education Visits

---

Social Stories

---

# Visiting Glasgow Science Centre with my school

---

## Note for teachers

Please refer to your booking to find out which activity venue you will be visiting. There is a page for each in this social story but you will probably only visit one space - Science Show Theatre, Planetarium, The Pod, The Lab, Newton Flight Academy or IMAX.

We recommend that any pupils with noise sensitivity bring ear defenders. We have a small number available to borrow from the ticket desk.

You can find an accessibility statement on the Autism Friendly page of the Glasgow Science Centre website.

If you have any specific queries to support a pupil, please contact us beforehand.



# Visiting Glasgow Science Centre with my school

---

## School Trips

My teacher has organised our trip to Glasgow Science Centre. When we arrive a staff member will help us to find the activity my teacher has booked. I will get a chance to play with the exhibits and take part in an activity.



# Visiting Glasgow Science Centre with my school

---

## Ear defenders

The science centre is very exciting and some of the exhibits are noisy. I can bring my ear defenders with me. If I forget my ear defenders I can borrow a pair at the ticket desk.



# At Glasgow Science Centre

---

## School Bus

The school bus will drop me near the entrance to Glasgow Science Centre. Someone from GSC will come on to the bus and explain what my class will do next. I will get off the bus.



# At Glasgow Science Centre

---

## Weather

It can be windy outside the science centre. I can bring my jacket with me.



# At Glasgow Science Centre

---

## Outside the Science Centre

Outside the Science Centre buildings, there are some exhibits that move and make sound. If we have time I can take time to explore these exhibits and look at the flowers and wildlife in the gardens and reed beds.



# At Glasgow Science Centre

---

## Entrance doors

There are two entrances. Both entrances have automatic doors, they will open by themselves as I walk towards them.



Link Building entrance



Atrium entrance



# At Glasgow Science Centre

## The Street

This area is called the Street. On the street I will find the lifts and escalators to take me to the exhibition floors. I will find toilets and a cloakroom here too.



# At Glasgow Science Centre

---

## My belongings


I will leave my belongings in a big bucket on wheels. It has my schools name on it. The science centre staff will keep it safe and they will bring it to our lunch space at lunch time.



# At Glasgow Science Centre

## Toilets

There are toilets on the ground, second and third floor which I can use.



# At Glasgow Science Centre

## Changing places

There is a changing places toilet on the ground floor I can use if I need it. I can ask for a code at the ticket desk to get in.



# At Glasgow Science Centre

---

## Finding Help

If I need help at any time, I can ask the people who work at the Science Centre. They wear green t-shirts or grey jackets and have a badge with their name on it.



# At Glasgow Science Centre

## Fire Alarm

There are no planned fire drills. If I hear a siren and an announcement that says 'an emergency situation has arisen within the centre, please leave the centre, in an orderly manner, by the nearest available exit. I must follow instructions from Science Centre staff.



# At Glasgow Science Centre

## Shop

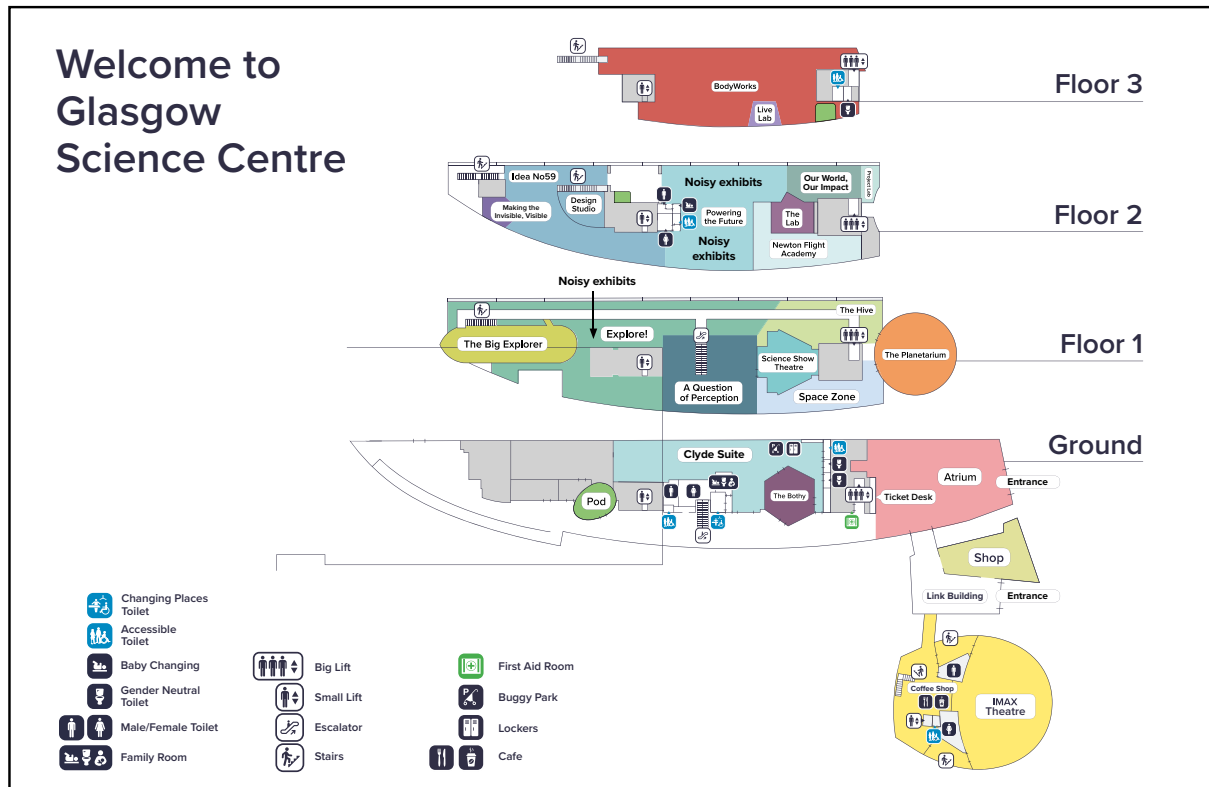
I will get a chance to go to the shop during my visit.



# Moving between floors

## Map

My teacher will have a map to help us find our way around. There are a few ways to move from one floor to another.






# Moving between floors

---

## Escalators

I can take the escalator to floor one. I should hold on to the hand rail to stay safe.



# Moving between floors

---

## Small lift

The small lift does not have any windows.



# Moving between floors

---

## Large lift

The large lift is very big and has a window at the side.  
I can see the planetarium and the ticket desk from the lift.




# Moving between floors

## Stairs

There are stairs from floor 1 to floor 2 and from floor 2 to floor 3.



Stairs to floor 2.



Stairs to floor 3.

# Education Programme

---

Please check your booking confirmation to find out which activity space your class will be using..



# Education Programme

---

## IMAX

I am going to see a film in the IMAX. Science Centre staff will show me where to sit. This is a large cinema with a very big screen which means the images will seem very close. Some films are in 3D, if I go to see a 3D film I will need to wear special glasses to see the images on the screen properly. When I watch a 3D film it might feel like I'm moving at times. If it feels too strange I can close my eyes for a while.

The sound can be quite loud, I can wear ear defenders during the film

I can leave the theatre at any time.

There are toilets in the IMAX that I can use.



# Education Programme

## The Pod

I am going to a workshop in the Pod. A member of staff will meet me outside the Pod, on the ground floor. We will all go inside the Pod, sit down on the mats and wait for the presenter to begin the activity. The presenter will do some science demonstrations and will ask my class to answer some questions. I can put my hand up if I know the answer. I will get the chance to do an activity too.



# Education Programme

---

## The Planetarium

I am going to see a show about space in the Planetarium. I will sit in a comfortable seat which leans back. It will get dark so that I can see the stars and planets. The stars and planets will be projected all around the dome and I can turn my head to see them. At the end of the show the lights will come on and I can leave. If I want to leave the show before the end I can. However, if I leave early I will not be able to go back in as opening the door lets in too much light.





# Education Programme

## Science Show Theatre

I am going to see a show in the Science Show Theatre. I will see exciting science demonstrations. There might be a bright flash or a loud noise and the lights in the theatre might be lowered so it is quite dark. I can borrow ear defenders if I want them. I can leave at any point throughout the show if I want to, I can ask to sit at the back of the theatre in case I might want to leave.



# Education Programme

## The Lab

I am going to an activity in the lab. A staff member will meet me outside the lab and tell me the what we are going to do. It's important I do as the staff member asks so that I stay safe.



# Education Programme

## Newton Flight Academy

I am going to a workshop in the Newton Flight Academy (NFA). The NFA is made up of three spaces - The Amphitheatre, The Classroom and the Flight Simulators.

The workshop lasts 5 hours and during that time I will move around the three spaces and do different activities. The Glasgow Science Centre staff will explain what I need to do for each activity. I will work with my classmates in small groups or in pairs.

I can ask the science centre staff for help any time.

I can let them know if I need a break



# Education Programme

## NFA simulators

I will get a lunch break. After lunch a staff member will help me and my partner to use the flight simulator.

The flight simulator is very realistic. It will move, make realistic flying sounds and I will be able to see the graphics move on the screen as if I am really flying.

I can stop at any time if I don't feel comfortable.



# Exhibition floors

## Exhibits

I will see lots of exhibits in the science centre, I am allowed to touch them and press buttons to make them work. There is information at each one to tell me what to do. Some of the exhibits I use will be noisy, have bright lights or movement.



# Exhibition floors

## Noisy exhibits

Some of the exhibits I use can be noisy. My map will show me where these are. If I want to use a noisy exhibit, there will be ear defenders I can borrow nearby.



# Exhibition floors

## Floor 1

On floor 1, I can see exhibitions about, space, optical illusions and scientific phenomena.

The Big Explorer area is for children up to 8 years old.

There are no toilets on floor 1.



# Exhibition floors

## Floor 2

I can use the stairs or one of the lifts to get to Floor 2.

On floor 2 I can see exhibitions about innovation, Powering the Future and quantum physics.





# Exhibition floors

## Floor 3

I can get to floor 3 using the stairs or the lifts.

On floor 3, I can see exhibits about the human body. There are a lot of physical exhibits, like running and jumping that I can take part in.



# Exhibition floors

---

## School lunch area

I am going to have some lunch during my visit. I will have lunch in a room called the Clyde Suite, sometimes lunch might be in the Atrium where the ticket desk is. Science Centre Staff will be there to show me where to sit with my class so that I can have my lunch.

They will have brought the bucket with our packed lunches and left it next to our table. There might be other people eating their lunch at the same time.



# At Glasgow Science Centre

---

## Exit

After my visit I will leave through the automatic doors next to the gift shop.  
My bus will be waiting nearby.



**FIND OUT MORE**

0141 420 5000 | [glasgowsciencecentre.org](http://glasgowsciencecentre.org)



Glasgow Science Centre is a registered charity SC030809