

Autism Friendly Visitor Journey

Social Stories

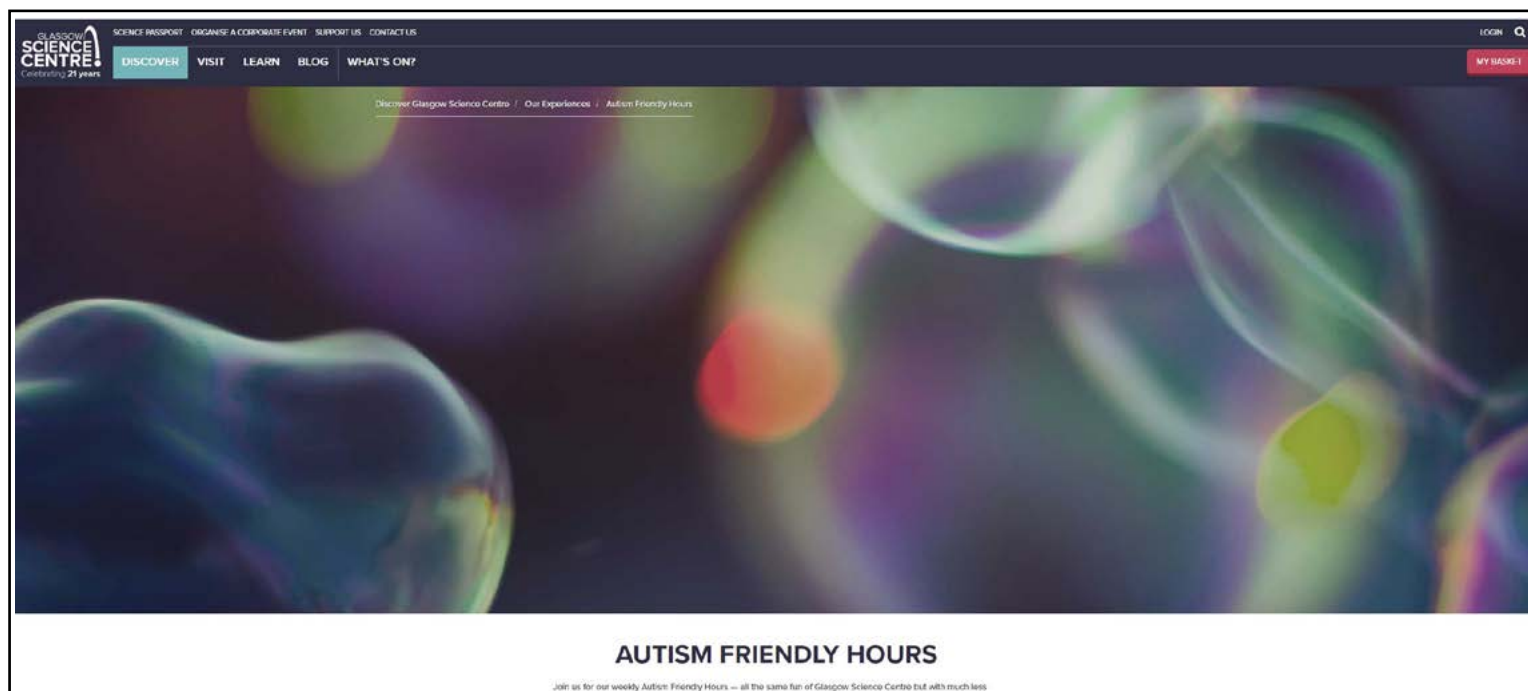
Booking tickets

I can look at the Glasgow Science Centre website www.glasgowsciencecentre.org to find out what activities are happening, on the day I want to visit. I can book tickets here or I can buy tickets when I arrive.



Planning

I can look at the Autism Friendly Hours page on the Glasgow Science Centre website to learn what happens in the activities I'd like to take part in on Autism Friendly hours sessions. I can download a map of Glasgow Science Centre [here](#).



At Glasgow Science Centre - Car park

We can park our car in the car park and walk to the Glasgow Science Centre building.



Weather

It can be windy outside the science centre. I can bring my jacket with me.



Outside the Science Centre

Before I go inside the Science Centre building, I can try out some exhibits that are outside. This area is called 'Outer Space' and I will see exhibits that move and make sounds. I can also explore the flowers and wildlife in the gardens and reed beds.



Entrance doors

There are two entrances. Both entrances have automatic doors, they will open by themselves as I walk towards them.



Link Building entrance



Atrium entrance

The Atrium

Inside the science centre I will meet a member of staff who can explain what activities I can do.




Ticket Desk

I can buy my ticket at the ticket desk. The staff member will give me a map to help me find my way around.




The Street

This area is called the Street. On the street I will find the lifts and escalators to take me to the exhibition floors. I will find toilets, a cloakroom, a quiet space and places to eat along here.



Cloakroom

There is a cloakroom where I can leave my jacket if I want to.



Toilets

There are toilets on the ground, second and third floor which I can use.



Changing Places

There is a changing places toilet on the ground floor I can use if I need it. I can ask for a code at the ticket desk to get in.



Finding Help

If I need help at any time, I can ask the people who work at the Science Centre. They wear green t-shirts or grey jackets and have a badge with their name on it.



Quiet Spaces

During Autism Friendly Sessions there are quiet spaces I can use. I can find out where they are by using the map or asking a staff member. In the quiet space I will find a mat to relax on, some sensory equipment, ear defenders and a weighted blanket.



Calm Corners

During Autism Friendly Sessions there are Calm Corners on floors 2 and 3. I can use these spaces to help me relax during my visit. In each Calm Corner I will find a mat to relax on, some sensory equipment, ear defenders and a weighted blanket or shoulder wrap.



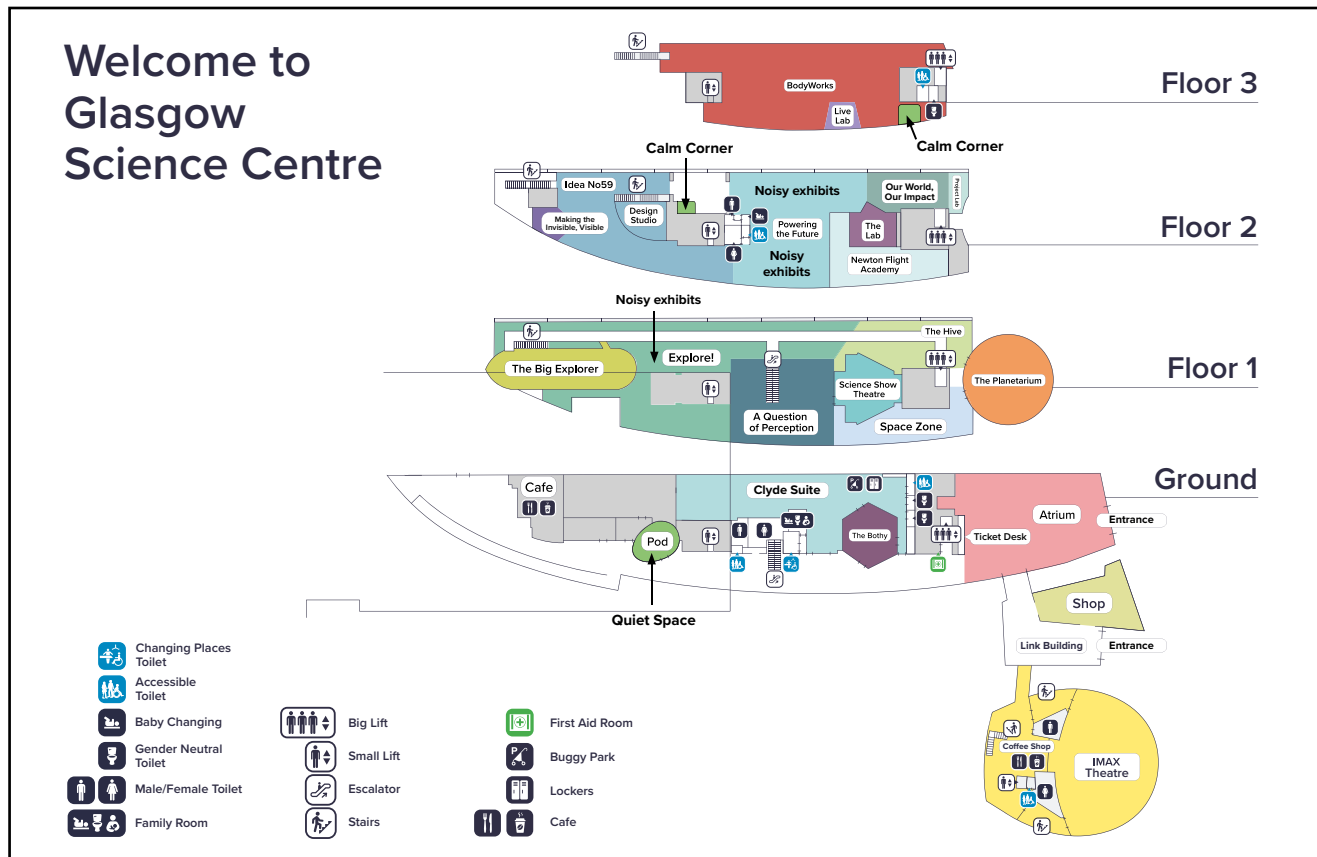
Fire Alarm

There are no planned fire drills. If I hear a siren and an announcement that says 'an emergency situation has arisen within the centre, please leave the centre, in an orderly manner, by the nearest available exit. I must follow instructions from Science Centre staff.




Moving between floors

I can [download a map](#) from the Glasgow Science Centre website to help me find my way around. If I forget my map I can get one at the ticket desk. There are a few ways to get between floors.



Escalators

I can take the escalator to floor one. I should hold on to the hand rail to stay safe.



Small Lift

The small lift does not have any windows.



Large lift

The large lift is very big and has a window at the side.
I can see the planetarium and the ticket desk from the lift.




Stairs

There are stairs from floor 1 to floor 2 and from floor 2 to floor 3.



Stairs to floor 2.



Stairs to floor 3.

Things to do at Glasgow Science Centre

IMAX

I am going to see a film in the IMAX. This is a very large cinema and some films are in 3D.



IMAX

There are toilets in the IMAX that I can use. There is a cafe and upstairs I can buy snacks and drinks to have during the film or I can bring my own.



Noisy Exhibits

Some of the exhibits I use can be noisy. My map will show me where these are. If I want to use a noisy exhibit, there will be ear defenders I can borrow nearby.



Floor 1

On floor 1, I can see exhibitions about, space, optical illusions and scientific phenomena. I can also visit the Big Explorer area. There are no toilets on floor 1.



The Planetarium

I am going to see a show about space in the Planetarium. I will sit in a comfortable seat which leans back. It will get dark so that I can see the stars and planets. The stars and planets will be projected all around the dome and I can turn my head to see them. At the end of the show the lights will come on and I can leave. If I want to leave the show before the end I can. However, if I leave early I will not be able to go back in as opening the door lets in too much light.



Science Show Theatre

I am going to see a show in the Science Show Theatre. I will see exciting science demonstrations. The presenter will warn me if there might be a bright flash or a loud noise. I can borrow ear defenders if I want them. I can leave at any point throughout the show if I want to.




Floor 2

I can use the stairs or one of the lifts to get to Floor 2. On floor 2 I can see exhibitions about innovation, Powering the Future and quantum physics.



Floor 2 - Design Studio

In the design studio, I will find tables with activities to try on them. I can choose how long I stay here.



Food

If I get hungry, I can eat a packed lunch in the Clyde Suite on the Ground Floor, there are table and chairs I can use there.

In the Clyde Suite, there is a cafe and I will also be able to buy food and drink.



Shop

I can go to the gift shop during my visit. I will see it on my way out.

After my visit I will leave through the automatic doors next to the gift shop.



FIND OUT MORE

0141 420 5000 | glasgowsciencecentre.org



Glasgow Science Centre is a registered charity SC030809